

TUTORIAL 02

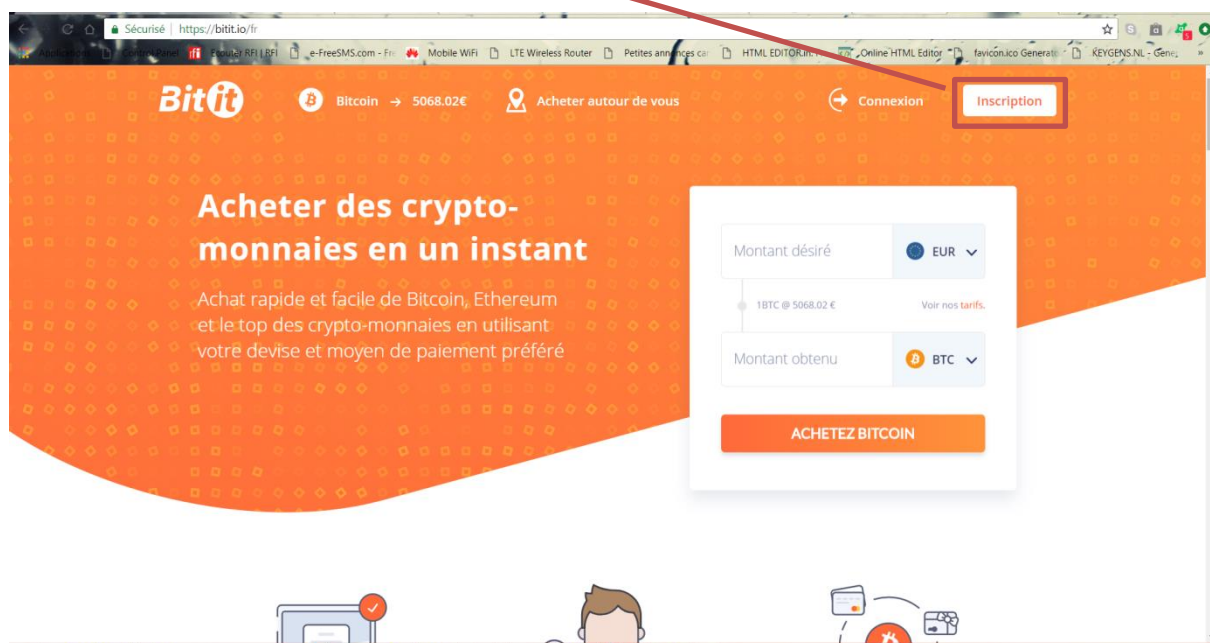
PRACTICAL GUIDE FOR CREATING AN ACCOUNT AT BITIT



1

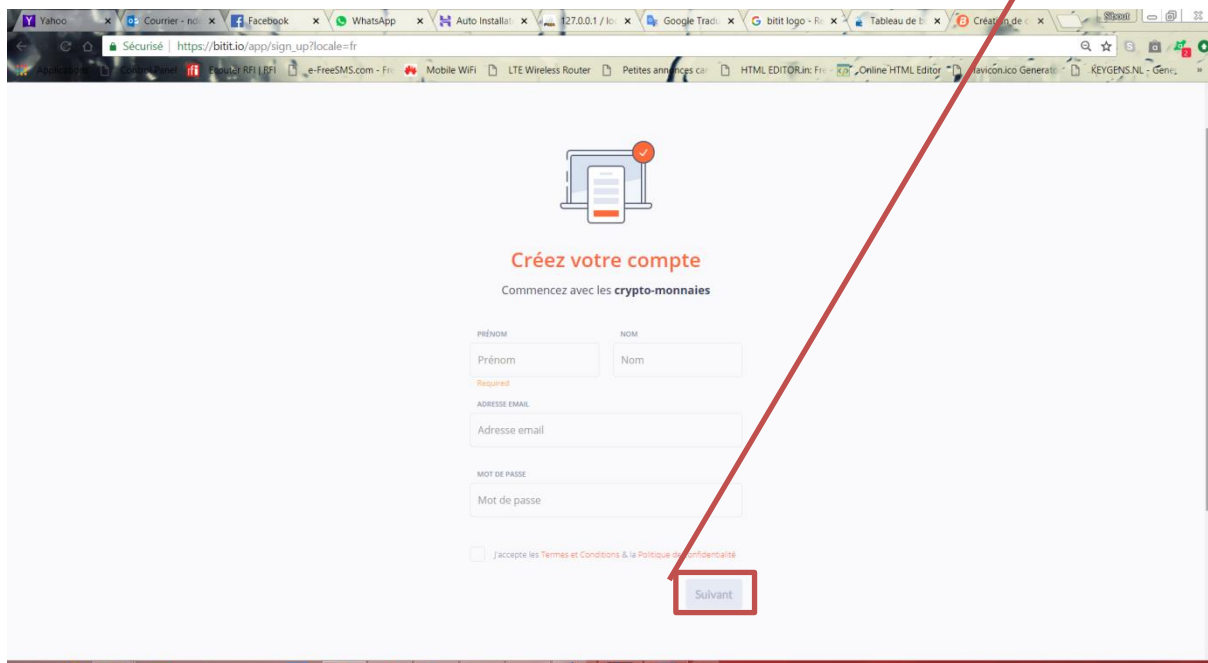
Please visit the homepage of the website <https://bitit.io/fr>

And click on the button **Inscription**.



2


Please fill out the registration form with your username, your personal information for the creation of the new account, then click on **next** to continue filling your profile..



The screenshot shows a web browser window with the Bitfit registration page. The page title is "Créez votre compte" (Create your account) with the subtitle "Commencez avec les crypto-monnaies" (Start with cryptocurrencies). The form includes fields for "Prénom" (First name) and "Nom" (Last name), both marked as "Required". Below these is the "Adresse email" (Email address) field. The "Mot de passe" (Password) field is also present. At the bottom, there is a checkbox for "J'accepte les Termes et Conditions & la Politique de confidentialité" (I accept the Terms and Conditions & the Privacy Policy) and a "Suivant" (Next) button. A red line points from the instruction text to the "Suivant" button.

3

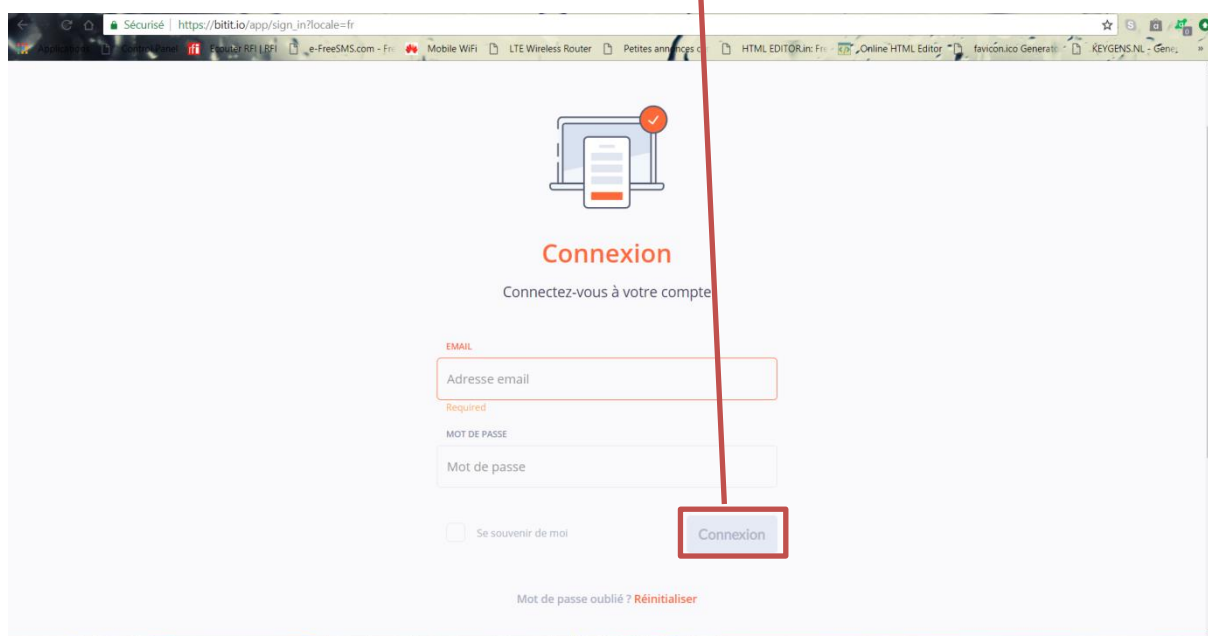
You must confirm the new account by clicking on the **link** in the welcome email received immediately after registration.



4

Once your account is created, you can now login to your new account via the link https://bitit.io/app/sign_in?locale=fr

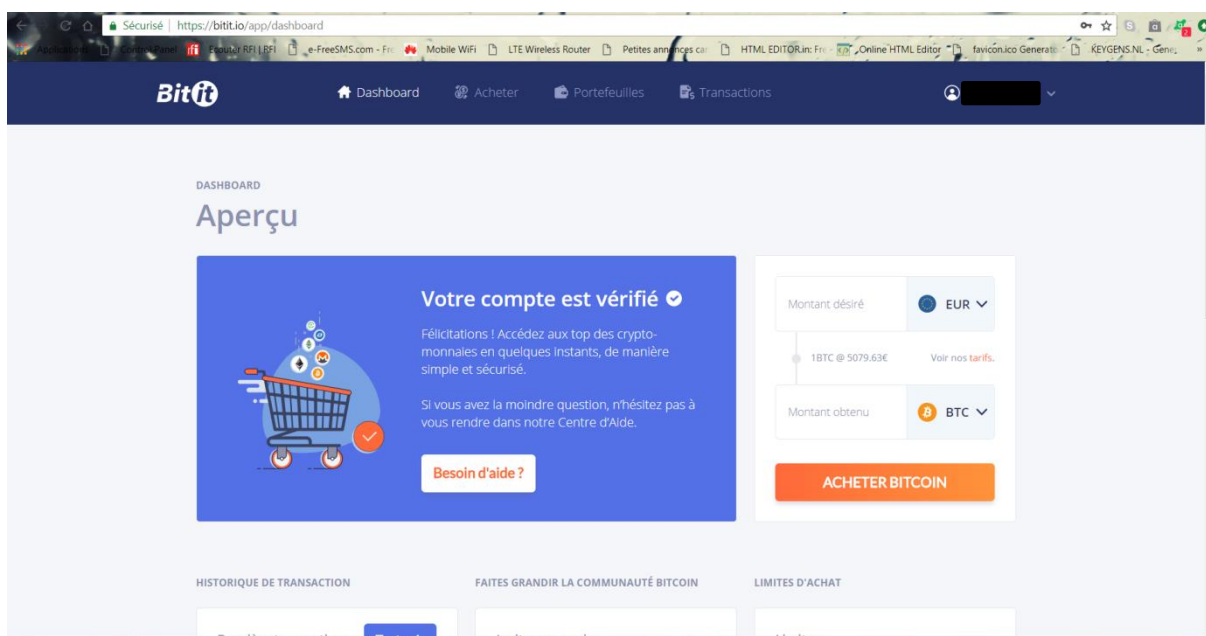
Enter your username and password and **login**



The screenshot shows the Bitit login page. At the top, there's a navigation bar with the Bitit logo and links for Dashboard, Acheter, Portefeuilles, and Transactions. Below this, the main heading is "Connexion" (Login) with a subtext "Connectez-vous à votre compte". There are two input fields: "Adresse email" and "Mot de passe". Below the password field is a checkbox labeled "Se souvenir de moi". A red box highlights the "Connexion" button. A red line points from the text "login" in the previous block to this button. At the bottom, there's a link "Mot de passe oublié ? Réinitialiser".

5

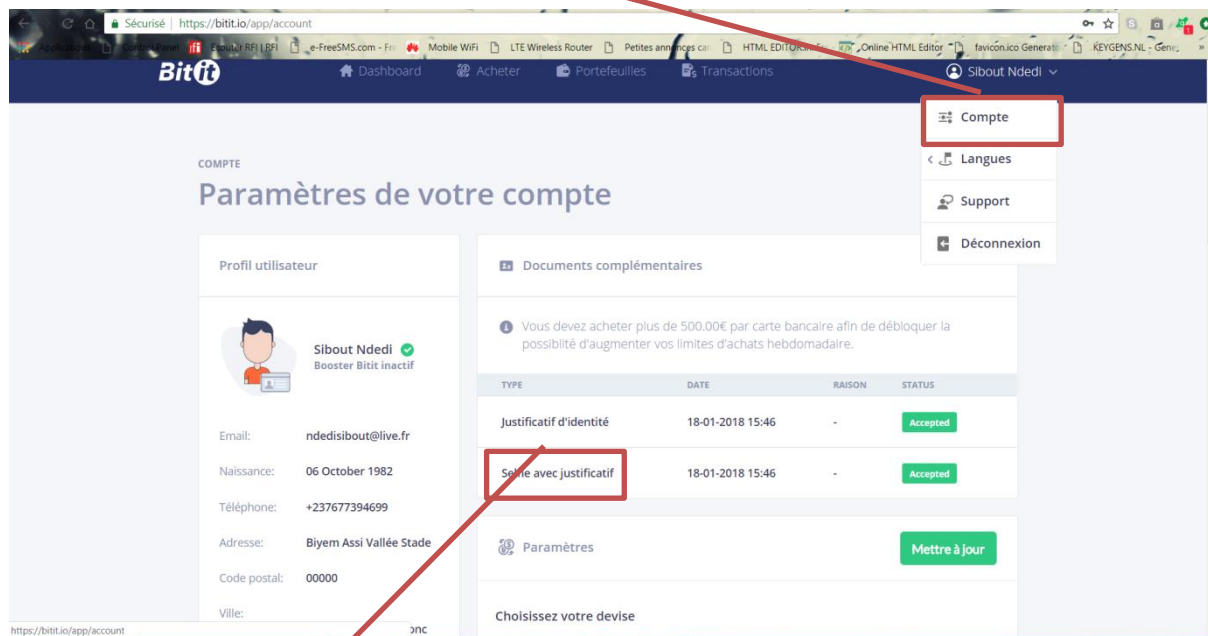
After filling in the security code received by email, you will be redirected to your dashboard.



The screenshot shows the Bitit dashboard. At the top, there's a navigation bar with the Bitit logo and links for Dashboard, Acheter, Portefeuilles, and Transactions. Below this, the main heading is "Aperçu" (Overview). There's a blue box with a shopping cart icon and the text "Votre compte est vérifié" (Your account is verified). To the right, there's a section for buying Bitcoin, showing "Montant désiré" (Desired amount) in EUR and "Montant obtenu" (Amount obtained) in BTC. Below this is a button labeled "ACHETER BITCOIN". At the bottom, there are three sections: "HISTORIQUE DE TRANSACTION" (Transaction history), "FAITES GRANDIR LA COMMUNAUTÉ BITCOIN" (Grow the Bitcoin community), and "LIMITES D'ACHAT" (Purchase limits).

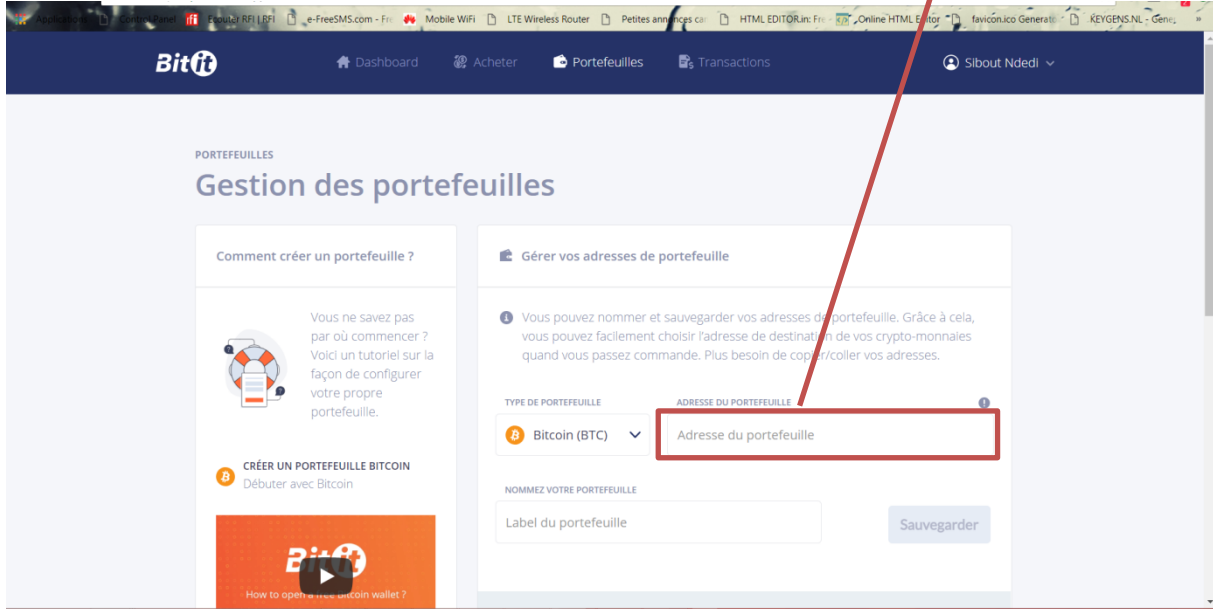
6

In the **settings of your account** you must have your account verified by providing proof of identity and proof with selfie.



8

Once your account verified, you must enter your **bitcoin address** created previously in coinpayment. For example 3MozVsXg3EfyBSERcjs1HmwZ3z9iuGUqbM



Bitf

Dashboard Acheter Portefeuilles Transactions

Sibout Ndedi

PORTEFEUILLES

Gestion des portefeuilles

Comment créer un portefeuille ?

Vous ne savez pas par où commencer ? Voici un tutoriel sur la façon de configurer votre propre portefeuille.

CRÉER UN PORTEFEUILLE BITCOIN
Débuter avec Bitcoin

Gérer vos adresses de portefeuille

Vous pouvez nommer et sauvegarder vos adresses de portefeuille. Grâce à cela, vous pouvez facilement choisir l'adresse de destination de vos crypto-monnaies quand vous passez commande. Plus besoin de copier/coller vos adresses.

TYPE DE PORTEFEUILLE

Bitcoin (BTC)

Adresse du portefeuille

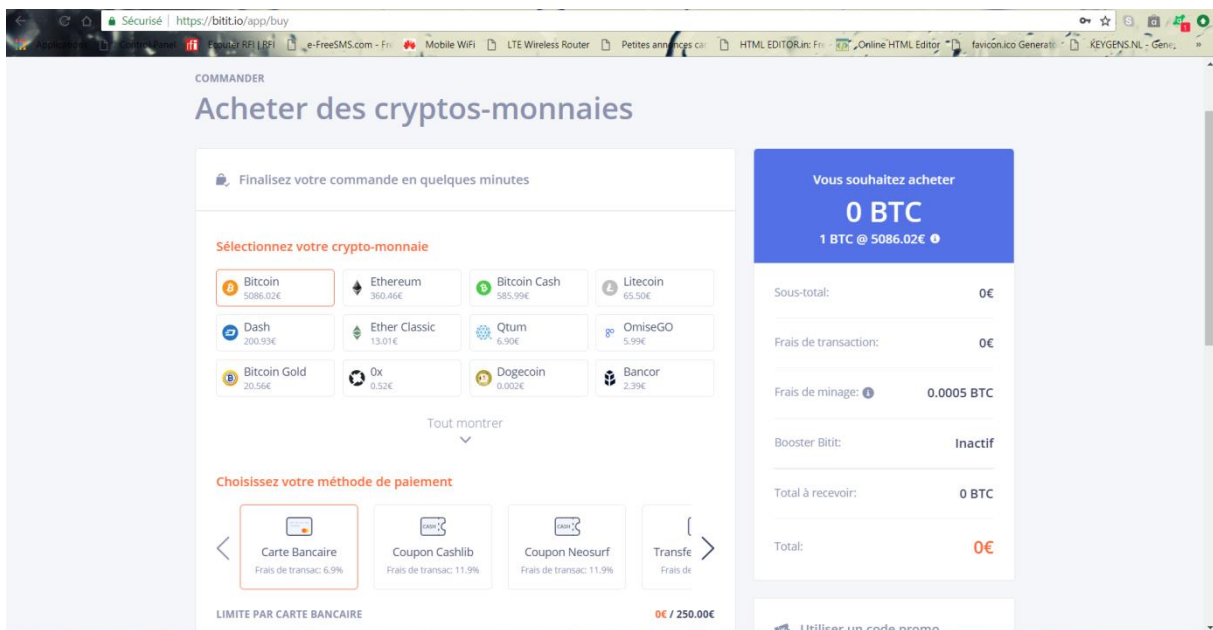
NOMMEZ VOTRE PORTEFEUILLE

Label du portefeuille

Sauvegarder

9

Now you can buy bitcoins via the Buy Now menu with a valid and paid bank card. Purchased Bitcoins will be received in your bitcoin address given above.



COMMANDE

Acheter des cryptos-monnaies

Finalisez votre commande en quelques minutes

Sélectionnez votre crypto-monnaie

Bitcoin 5086.02€	Ethereum 360.46€	Bitcoin Cash 585.99€	Litecoin 65.50€
Dash 200.93€	Ether Classic 13.01€	Qtum 6.90€	OmiseGO 5.99€
Bitcoin Gold 20.56€	0x 9.52€	Dogecoin 0.002€	Bancor 2.39€

Tout montrer

Choisissez votre méthode de paiement

Carte Bancaire Frais de transac: 6.9%	Coupon Cashlib Frais de transac: 11.9%	Coupon Neosurf Frais de transac: 11.9%	Transfert Frais de transac: 11.9%
------------------------------------------	-------------------------------------------	-------------------------------------------	--------------------------------------

LIMITE PAR CARTE BANCAIRE 0€ / 250.00€

Vous souhaitez acheter

0 BTC

1 BTC @ 5086.02€

Sous-total: 0€

Frais de transaction: 0€

Frais de minage: 0.0005 BTC

Booster Bitf: Inactif

Total à recevoir: 0 BTC

Total: 0€

Utiliser un code promo